

1/6

LLOYDS STEELS INDUSTRIES LIMITED	
SHARE HOLDING PATTERN AS ON 31.03.2020	
General Information about Company	
ANNEXURE - I	
Scrip code	539992
NSE Symbol	LSIL
MSEI Symbol	-
ISIN	INE093R01011
Name of the company	LLOYDS STEELS INDUSTRIES LIMITED
Whether company is SME	No
Class of Security	Equity Shares
Type of report	Quarterly
Quarter Ended / Half year ended/Date of Report (For Prelisting / Allotment)	31-03-2020
Date of allotment / extinguishment (in case Capital Restructuring selected) / Listing Date	-
Shareholding pattern filed under	Regulation 31 (1) (b)

Declaration					
Sr. No.	Particular	Yes/No	Promoter and Promoter Group	Public Shareholder	Non Promoter- Non Public
1	Whether the Listed Entity has issued any partly paid up shares?	No	No	No	No
2	Whether the Listed Entity has issued any Convertible Securities?	No	No	No	No
3	Whether the Listed Entity has issued any Warrants?	No	No	No	No
4	Whether the Listed Entity has any shares against which depository receipts are issued?	No	No	No	No
5	Whether the Listed Entity has any shares in locked-in?	No	No	No	No
6	Whether any shares held by promoters are pledge or otherwise encumbered?	No	No	-	-
7	Whether company has equity shares with differential voting rights?	No	No	No	No
8	Whether the listed entity has any significant beneficial owner?	Yes	-	-	-



[Handwritten signature]

2/6

Table I - SUMMARY STATEMENT HOLDING OF SPECIFIED SECURITIES

Table I - SUMMARY STATEMENT HOLDING OF SPECIFIED SECURITIES																		
Category (I)	Category of Shareholder (II)	No.s of Share holders (III)	No. of fully paid up equity Share held (IV)	Nos. of Partly paid-up equity Share held (V)	No. of shares underlying Depository Receipts (VI)	Total nos. shares held (VII)=(IV)+(V)+(VI)	Shareholding as a % of total no. of shares (calculated as per SCRR,1957) (VIII) As a % of (A+B+C2)	Number of Votting Rights held in each class of securities (IX)			No. of Shares Underlying Outstating convertible securities (including Warrants) (X)	Shareholding, as a % assuming full conversion of convertible securities(as a % of diluted share capital) (XI)=(VII)+(X) As a % of (A+B+C2)	Number of Locked in shares (XII)		Number of Shares pledged or otherwise encumbered (XIII)		Number of equity shares held in dematerialized form (XIV)	
								No of Voting Rights		Total as a % of (A+B+C)			No. (a)	As a % of total shares held (b)	No. (a)	As a % of total shares held (b)		
								Class Equity x	Class Others y									Total
(A)	Promoter & Promoter Group	2	414441116	0	0	414441116	46.1157	414441116	0	414441116	46.1157	0	46.1157	0	0.0000	0	0.0000	414441116
(B)	Public	133003	484257266	0	0	484257266	53.8843	484257266	0	484257266	53.8843	0	53.8843	0	0.0000	49045930	10.1280	475936758
(C)	Non Promoter-Non Public	0	0	0	0	0	0	0	0	0	0.0000	0	0.0000	0	0.0000	NA	NA	0
(C1)	Shares underlying DRs	0	0	0	0	0	NA	0	0	0	0.0000	0	0.0000	0	0.0000	NA	NA	0
(C2)	Shares held by Employee Trusts	0	0	0	0	0	0	0	0	0	0.0000	0	0.0000	0	0.0000	NA	NA	0
	Total	133005	898698382	0	0	898698382	0	898698382	0	898698382	100	0	100	0	0			890377874



[Handwritten signature]

3/6

Table II - STATEMENT SHOWING SHAREHOLDING PATTERN OF THE PROMOTER AND PROMOTER GROUP

Table II - STATEMENT SHOWING SHAREHOLDING PATTERN OF THE PROMOTER AND PROMOTER GROUP																			
	Category & Name of the shareholders (I)	PAN (II)	No of Share holders (III)	No of fully paid up equity Shares held (IV)	Partly paid-up equity Share held (V)	No. of shares underlying Depository Receipts (VI)	Total nos. shares held (VII)=(IV)+(V)+(VI)	Shareholding % calculated as per SCRR,1957 As a % of (A+B+C2) (VIII)	Number of Voting Rights held in each class of securities (IX)				No. of Shares Underlying Outstating convertible securities (including Warrants) (X)	Shareholding, as a % assuming full conversion of convertible securities(as a % of diluted share capital) (XI)=(VII)+(X) As a % of (A+B+C2)	Number of Locked in shares (XII)		Number of Shares pledged or otherwise encumbered (XIII)		Number of equity shares held in dematerialized form (XIV)
									No of Voting Rights			Total as a % of (A+B+C)			No. (a)	As a % of total shares held (b)	No. (a)	As a % of total shares held (b)	
									Class Equity x	Class Others y	Total								
1	Indian																		
(a)	Individuals/Hindu undivided Family			0	0	0	0	0.0000	0	0	0	0.0000	0	0.0000	0	0.0000	0	0.0000	0
	Total			0	0	0	0	0.0000	0	0	0	0.0000	0	0.0000	0	0.0000	0	0.0000	0
(b)	Central Government/State Government(s)			0	0	0	0	0.0000	0	0	0	0.0000	0	0.0000	0	0.0000	0	0.0000	0
	Total			0	0	0	0	0.0000	0	0	0	0.0000	0	0.0000	0	0.0000	0	0.0000	0
(c)	Financial Institutions/Banks			0	0	0	0	0.0000	0	0	0	0.0000	0	0.0000	0	0.0000	0	0.0000	0
	Total			0	0	0	0	0.0000	0	0	0	0.0000	0	0.0000	0	0.0000	0	0.0000	0
(d)	Any Other(BODIES CORPORATE)			0	0	0	0	0.0000	0	0	0	0.0000	0	0.0000	0	0.0000	0	0.0000	0
	METALLURGICAL ENGINEERING AND EQUIPMENTS LIMITED	AAACS8041G	1	126367638	0	0	126367638	14.0612	126367638	0	126367638	14.0612	0	14.0612	0	0.0000	0	0.0000	126367638
	FIRSTINDIA INFRASTRUCTURE PRIVATE LIMITED	AABCU0756F	1	288073478	0	0	288073478	32.0545	288073478	0	288073478	32.0545	0	32.0545	0	0.0000	0	0.0000	288073478
	Total		2	414441116	0	0	414441116	46.1157	414441116	0	414441116	46.1157	0	46.1157	0	0.0000	0	0.0000	414441116
	Sub-Total (A)(1)		2	414441116	0	0	414441116	46.1157	414441116	0	414441116	46.1157	0	46.1157	0	0.0000	0	0.0000	414441116
2	Foreign																		
(a)	Individuals(Non-Resident Individuals/Foreign Individuals)			0	0	0	0	0.0000	0	0	0	0.0000	0	0.0000	0	0.0000	0	0.0000	0
	Total			0	0	0	0	0.0000	0	0	0	0.0000	0	0.0000	0	0.0000	0	0.0000	0
(b)	Government			0	0	0	0	0.0000	0	0	0	0.0000	0	0.0000	0	0.0000	0	0.0000	0
	Total			0	0	0	0	0.0000	0	0	0	0.0000	0	0.0000	0	0.0000	0	0.0000	0
(c)	Institutions			0	0	0	0	0.0000	0	0	0	0.0000	0	0.0000	0	0.0000	0	0.0000	0
	Total			0	0	0	0	0.0000	0	0	0	0.0000	0	0.0000	0	0.0000	0	0.0000	0
(d)	Foreign Portfolio Investor			0	0	0	0	0.0000	0	0	0	0.0000	0	0.0000	0	0.0000	0	0.0000	0
	Total			0	0	0	0	0.0000	0	0	0	0.0000	0	0.0000	0	0.0000	0	0.0000	0
	Sub-Total (A)(2)			0	0	0	0	0.0000	0	0	0	0.0000	0	0.0000	0	0.0000	0	0.0000	0
	Total Shareholding of Promoter and Promoter Group (A) = (A)(1)+(A)(2)		2	414441116	0	0	414441116	46.1157	414441116	0	414441116	46.1157	0	46.1157	0	0.0000	0	0.0000	414441116
Details of Shares which remain unclaimed may be given here along with details such as number of shareholders, outstanding shares held in demat/unclaimed suspense account, voting rights which are frozen etc.																			
Note:																			
(1) PAN would not be displayed on website of Stock Exchange(s).																			
(2) The term “Encumbrance” has the same meaning as assigned under regulation 28(3) of SEBI (Substantial Acquisition of Shares and Takeovers) Regulations, 2011.																			



4/6

Table III - STATEMENT SHOWING SHAREHOLDING PATTERN OF THE PUBLIC SHAREHOLDER

	Category & Name of the shareholders (I)	PAN (II)	No.s of Share holders (III)	No. of fully paid up equity Share held (IV)	Partly paid-up equity Share held (V)	No.s of shares underlying Depository Receipts (VI)	Total nos. shares held (VII)= (IV)+(V)+(VI)	Shareholding % calculated as per SCRR,1957) As a % of (A+B+C2) (VIII)	Number of Voting Rights held in each class of securities (IX)			No. of Shares Underlying Outstanding convertible securities (including Warrants) (X)	Total Shareholding, as a % assuming full conversion of convertible securities(as a percentage of diluted share capital) (XI)=(VII)+(X) As a % of (A+B+C2)	Number of Locked in shares (XII)		Number of Shares pledged or otherwise encumbered (XIII)		Number of equity shares held in dematerialized form (XIV)	
									No of Voting Rights					Total as a % of Total Voting Rights	No. (a)	As a % of total shares held (b)	No. (Not applicable) (a)		As a % of total shares held (b)
									Class Equity x	Class Others y	Total								
1	Institutions																		
(a)	Mutual Funds		33	342250	0	0	342250	0.0381	342250	0	342250	0.0381	0	0.0381	0	0.0000	NA	NA	602
(b)	Venture Capital Funds		0	0	0	0	0	0.0000	0	0	0	0.0000	0	0.0000	0	0.0000	NA	NA	0
(c)	Alternate Investment Funds		0	0	0	0	0	0.0000	0	0	0	0.0000	0	0.0000	0	0.0000	NA	NA	0
(d)	Foreign Venture Capital Investors		0	0	0	0	0	0.0000	0	0	0	0.0000	0	0.0000	0	0.0000	NA	NA	0
(e)	Foreign Portfolio Investors		0	0	0	0	0	0.0000	0	0	0	0.0000	0	0.0000	0	0.0000	NA	NA	0
(f)	Financial Institution/Banks		16	3249899	0	0	3249899	0.3616	3249899	0	3249899	0.3616	0	0.3616	0	0.0000	NA	NA	3247059
(g)	Insurance Companies		0	0	0	0	0	0.0000	0	0	0	0.0000	0	0.0000	0	0.0000	NA	NA	0
(h)	Provident Funds/ Pension Funds		0	0	0	0	0	0.0000	0	0	0	0.0000	0	0.0000	0	0.0000	NA	NA	0
(i)	Any Other(FII'S)		4	18156	0	0	18156	0.0020	18156	0	18156	0.0020	0	0.0020	0	0.0000	NA	NA	0
	SUB TOTAL (B)(1)		53	3610305	0	0	3610305	0.4017	3610305	0	3610305	0.4017	0	0.4017	0	0.0000	NA	NA	3247661
2	Central / State government(s)																		
(a)	Central Government/ State Government(s)/President of India		1	136	0	0	136	0.0000	136	0	136	0.0000	0	0.0000	0	0.0000	NA	NA	136
	SUB TOTAL (B)(2)		1	136	0	0	136	0.0000	136	0	136	0.0000	0	0.0000	0	0.0000	NA	NA	136
3	Non-institutions																		
(a.1)	Individuals - i. Individual shareholders holding nominal share capital up to Rs. 2 lakhs.		128503	210743538	0	0	210743538	23.4499	210743538	0	210743538	23.4499	0	23.4499	0	0.0000	NA	NA	210662921
(a.2)	INDIVIDUAL - ii. Individual shareholders holding nominal share capital in excess of Rs. 2 lakhs.		163	98035128	0	0	98035128	10.9086	98035128	0	98035128	10.9086	0	10.9086	0	0.0000	NA	NA	98035128
(b)	NBFCs registered with RBI		1	3400	0	0	3400	0.0004	3400	0	3400	0.0004	0	0.0004	0	0.0000	NA	NA	3400
(c)	Employee Trusts		0	0	0	0	0	0.0000	0	0	0	0.0000	0	0.0000	0	0.0000	NA	NA	0
(d)	Overseas Depositories (holding DRs) (balancing figure)		0	0	0	0	0	0.0000	0	0	0	0.0000	0	0.0000	0	0.0000	NA	NA	0
(e)	Any Other(BODIES CORPORATE)		493	149023708	0	0	149023708	16.5822	149023708	0	149023708	16.5822	0	16.5822	0	0.0000	NA	NA	148779433
	Ragini Trading & Investments Ltd	AAACR1851P	1	9686386	0	0	9686386	1.0778	9686386	0	9686386	1.0778	0	1.0778	0	0.0000	9686386.00	100.00	9686386
	Shree Global TradeFin Ltd	AAACB2975J	1	94492624	0	0	94492624	10.5144	94492624	0	94492624	10.5144	0	10.5144	0	0.0000	38827998.00	0.00	94492624
	Vistra ITCL India Limited	AABTK6358C	1	39471661	0	0	39471661	4.3921	39471661	0	39471661	4.3921	0	4.3921	0	0.0000	0.00	0.00	39471661
(e)	Any Other(CLEARING MEMBER)		77	4101748	0	0	4101748	0.4564	4101748	0	4101748	0.4564	0	0.4564	0	0.0000	NA	NA	4101748
(e)	Any Other (HUF)		1074	4756321	0	0	4756321	0.5292	4756321	0	4756321	0.5292	0	0.5292	0	0.0000	NA	NA	4756321
(e)	Any Other(NON RESIDENT INDIANS (NON REPAT))		306	2059249	0	0	2059249	0.2291	2059249	0	2059249	0.2291	0	0.2291	0	0.0000	NA	NA	2059249
(e)	Any Other(NON RESIDENT INDIANS (NRI))		1736	403389	0	0	403389	0.0449	403389	0	403389	0.0449	0	0.0449	0	0.0000	NA	NA	0
(e)	Any Other(NON RESIDENT INDIANS (REPAT))		591	7460946	0	0	7460946	0.8302	7460946	0	7460946	0.8302	0	0.8302	0	0.0000	NA	NA	7460674
(e)	Any Other(TRUSTS)		4	680	0	0	680	0.0001	680	0	680	0.0001	0	0.0001	0	0.0000	NA	NA	408
(e)	Any Other(UNCLAIMED SUSPENSE ACCOUNT)		1	4058718	0	0	4058718	0.4516	4058718	0	4058718	0.4516	0	0.4516	0	0.0000	NA	NA	4058718
	SUB TOTAL (B)(3)		132949	480646825	0	0	480646825	53.4826	480646825	0	480646825	53.4826	0	53.4826	0	0.0000	NA	NA	472688961
	Total Public Shareholding (B) = (B)(1)+(B)(2)+(B)(3)		133003	484257266	0	0	484257266	53.8843	484257266	0	484257266	53.8843	0	53.8843	0	0.0000	NA	NA	475936758

Details of the shareholders acting as persons in Concert including their Shareholding (No. and %): 4058718

Details of Shares which remain unclaimed may be given hear along with details such as number of shareholders, outstanding shares held in demat/unclaimed suspense account, voting rights which are frozen etc.

Note:

(1) PAN would not be displayed on website of Stock Exchange(s).

(2) The above format needs to be disclosed along with the name of following persons:

Institutions/Non Institutions holding more than 1% of total number of shares.





Table IV - STATEMENT SHOWING SHAREHOLDING PATTERN OF THE NON PROMOTER - NON PUBLIC SHAREHOLDER																		
Category & Name of the shareholders (I)	PAN (II)	No. of Share holders (III)	No. of fully paid up equity Share held (IV)	Partly paid-up equity Share held (V)	No.s of shares underlying Depository Receipts (VI)	Total no. shares held (VII)= (IV)+(V)+(VI)	Shareholding % calculated as per SCRR,1957) As a % of (A+B+C2) (VIII)	Number of Votting Rights held in each class of securities (IX)				No. of Shares Underlying Outstanding convertible securities (including Warrants) (X)	Total Shareholding, as a % assuming full conversion of convertible securities(as a % of diluted share capital) (XI)=(VII)+(X) As a % of (A+B+C2)	Number of Locked in shares (XII)		Number of Shares pledged or otherwise encumbered (XIII)		Number of equity shares held in dematerialized form (XIV)
								No of Voting Rights			Total as a % of (A+B+C)			No. (a)	As a % of total shares held (b)	No. (Not applicable) (a)	As a % of total shares held (Not applicable) (b)	
								Class Equity x	Class Others y	Total								
I Custodian/DR Holder																		
I		0	0	0	0	0	0.0000	0	0	0	0.0000	0	0.0000	0	0.0000	NA	NA	0
Total Non Promoter- Non Public Shareholding (C)=(C)(1)+(C)(2)		0	0	0	0	0	0.0000	0	0	0	0.0000	0	0.0000	0	0.0000	NA	NA	0
Note (1) PAN would not be displayed on website of Stock Exchange(s). (2) The above format needs to disclose bame of all holders holding more than 1% of total number of shares. (3) W.r.t. the information pertaining to Depository Receipts, the same may be disclosed in the respective columns to the extent information available.																		




6/6

Table V - STATEMENT SHOWING SHAREHOLDING PATTERN OF THE SIGNIFICANT BENEFICIARY OWNERS

Sr. No	Details of the Significant Beneficial Owner				Details of Registered Owner					Details of holding/ exercise of right of the SBO in the reporting company, whether direct or indirect *: (III) Whether by virtue of:					Date of creation / acquisition of significant beneficial interest*
	Name	PAN	Passport No. in case of a Foreign National	Nationality	Name	PAN	Passport No. in case of a Foreign National	Nationality	Nationality (Applicable) in case of any other is selected	Shares %	Voting rights %	Rights on distributable dividend or any other distribution	Exercise of control	Exercise of significant influence	
1	Mr. R. K. Miglani and Person Acting in Concert	AABPM7288D	-	Indian	Metalurgical Engineering and Equipments Limited	AAACS8041G	-	Indian	-	46.11	46.11	46.11	No	No	31.03.2016
2	Mr. R. K. Miglani and Person Acting in Concert	AABPM7288D	-	Indian	Firstindia Infrastructure Private Limited	AABCU0756F	-	Indian	-	14.06	14.06	14.06	Yes	Yes	31.03.2016

For Lloyds Steels Industries Ltd.



P. R. Ravi Ganesan
CFO & Company Secretary