

SHAREHOLDING PATTERN AS ON 31-03-2018

General information about company	
Scrip code	539992
NSE Symbol	LSIL
MSEI Symbol	
ISIN	INE093R01011
Name of the company	LLOYDS STEELS INDUSTRIES LIMITED
Whether company is SME	No
Class of Security	Equity Shares
Type of report	Quarterly
Quarter Ended / Half year ended/Date of Report (For Prelisting / Allotment)	31-03-2018
Date of allotment / extinguishment (in case Capital Restructuring selected) / Listing Date	
Shareholding pattern filed under	Regulation 31 (1) (b)



M. B. Desai

Declaration					
Sr. No.	Particular	Yes/No	Promoter and Promoter Group	Public shareholder	Non Promoter- Non Public
1	Whether the Listed Entity has issued any partly paid up shares?	No	No	No	No
2	Whether the Listed Entity has issued any Convertible Securities ?	No	No	No	No
3	Whether the Listed Entity has issued any Warrants ?	No	No	No	No
4	Whether the Listed Entity has any shares against which depository receipts are issued?	No	No	No	No
5	Whether the Listed Entity has any shares in locked-in?	No	No	No	No
6	Whether any shares held by promoters are pledge or otherwise encumbered?	Yes	Yes		
7	Whether company has equity shares with differential voting rights?	No	No	No	No

LLOYD STEELS INDUSTRIES LTD.
MUMBAI
400 013

NRD

Table I - Summary Statement holding of specified securities											
Category (I)	Category of shareholder (II)	Nos. Of shareholders (III)	No. of fully paid up equity shares held (IV)	No. Of Partly paid-up equity shares held (V)	No. Of shares underlying Depository Receipts (VI)	Total nos. shares held (VII) = (IV)+(V)+(VI)	Shareholding as a % of total no. of shares (calculated as per SCRR, 1957) (VIII) As a % of (A+B+C2)	Number of Voting Rights held in each class of securities (IX)			
								No of Voting (XIV) Rights			Total as a % of (A+B+C)
								Class eg: X	Class eg: y	Total	
(A)	Promoter & Promoter Group	2	414441116			414441116	46.12	414441116		414441116	46.12
(B)	Public	151248	484257266			484257266	53.88	484257266		484257266	53.88
(C)	Non Promoter-Non Public										
(C1)	Shares underlying DRs										
(C2)	Shares held by Employee Trusts										
	Total	151250	898698382			898698382	100	898698382		898698382	100



[Handwritten signature]

Table I - Summary Statement holding of specified securities										
Category (I)	Category of shareholder (II)	No. Of Shares Underlying Outstanding convertible securities (X)	No. of Shares Underlying Outstanding Warrants (Xi)	No. Of Shares Underlying Outstanding convertible securities and No. Of Warrants (Xi) (a)	Shareholding , as a % assuming full conversion of convertible securities (as a percentage of diluted share capital) (XI)= (VII)+(X) As a % of (A+B+C2)	Number of Locked in shares (XII)		Number of Shares pledged or otherwise encumbered (XIII)		Number of equity shares held in dematerialized form (XIV)
						No. (a)	As a % of total Shares held (b)	No. (a)	As a % of total Shares held (b)	
(A)	Promoter & Promoter Group				46.12			202981962	48.98	414441116
(B)	Public				53.88					471368616
(C)	Non Promoter-Non Public									
(C1)	Shares underlying DRs									
(C2)	Shares held by Employee Trusts									
	Total				100			202981962	22.59	885809732



[Handwritten signature]

Table II - Statement showing shareholding pattern of the Promoter and Promoter Group											
Sr.	Category & Name of the Shareholders (I)	Nos. Of shareholders (III)	No. of fully paid up equity shares held (IV)	No. Of Partly paid-up equity shares held (V)	No. Of shares underlying Depository Receipts (VI)	Total nos. shares held (VII) = (IV)+(V)+(VI)	Shareholding as a % of total no. of shares (calculated as per SCRR, 1957) (VIII) As a % of (A+B+C2)	Number of Voting Rights held in each class of securities (IX)			
								No of Voting (XIV) Rights			Total as a % of Total Voting rights
								Class eg: X	Class eg:y	Total	
A	Table II - Statement showing shareholding pattern of the Promoter and Promoter Group										
(1)	Indian										
(d)	Any Other (specify)	2	414441116			414441116	46.12	414441116		414441116	46.12
Sub-Total (A)(1)		2	414441116			414441116	46.12	414441116		414441116	46.12
(2)	Foreign										
Total Shareholding of Promoter and Promoter Group (A)= (A)(1)+(A)(2)		2	414441116			414441116	46.12	414441116		414441116	46.12
B	Table III - Statement showing shareholding pattern of the Public shareholder										
(1)	Institutions										
(a)	Mutual Funds	54	397530			397530	0.04	397530		397530	0.04
(f)	Financial Institutions/ Banks	21	125209647			125209647	13.93	125209647		125209647	13.93
(i)	Any Other (specify)	11	40800			40800	0	40800		40800	0
Sub-Total (B)(1)		86	125647977			125647977	13.98	125647977		125647977	13.98
(3)	Non-institutions										
(a(i))	Individuals - i. Individual shareholders holding nominal share capital up to Rs. 2 lakhs.	146540	110020984			110020984	12.24	110020984		110020984	12.24
(a(ii))	Individuals - ii. Individual shareholders holding nominal share capital in excess of Rs. 2 lakhs.	33	11429960			11429960	1.27	11429960		11429960	1.27
(b)	NBFCs registered with RBI	4	17140			17140	0	17140		17140	0
(e)	Any Other (specify)	4585	237141205			237141205	26.39	237141205		237141205	26.39
Sub-Total (B)(3)		151162	358609289			358609289	39.9	358609289		358609289	39.9
Total Public Shareholding (B)=(B)(1)+(B)(2)+(B)(3)		151248	484257266			484257266	53.88	484257266		484257266	53.88
C	Table IV - Statement showing shareholding pattern of the Non Promoter- Non Public shareholder										
Total (A+B+C2)		151250	898698382			898698382	100	898698382		898698382	100
Total (A+B+C)		151250	898698382			898698382	100	898698382		898698382	100




Handwritten signature/initials

Table II - Statement showing shareholding pattern of the Promoter and Promoter Group									
Sr.	No. Of Shares Underlying Outstanding convertible securities (X)	No. of Shares Underlying Outstanding Warrants (Xi)	No. Of Shares Underlying Outstanding convertible securities and No. Of Warrants (Xi) (a)	Shareholding , as a % assuming full conversion of convertible securities (as a percentage of diluted share capital) (XI)= (VII)+(X) As a % of (A+B+C2)	Number of Locked in shares (XII)		Number of Shares pledged or otherwise encumbered (XIII)		Number of equity shares held in dematerialized form (XIV)
					No. (a)	As a % of total Shares held (b)	No. (a)	As a % of total Shares held (b)	
A	Table II - Statement showing shareholding pattern of the Promoter and Promoter Group								
(1)	Indian								
(d)				46.12			202981962	48.98	414441116
Sub-Total (A) (1)				46.12			202981962	48.98	414441116
(2)	Foreign								
Total Shareholding of Promoter and Promoter Group (A)= (A)(1)+(A)(2)				46.12			202981962	48.98	414441116
B	Table III - Statement showing shareholding pattern of the Public shareholder								
(1)	Institutions								
(a)				0.04					602
(f)				13.93					125205630
(i)				0					0
Sub-Total (B) (1)				13.98					125206232
(3)	Non-institutions								
(a(i))				12.24					98573944
(a(ii))				1.27					11429960
(b)				0					17140
(e)				26.39					236141340
Sub-Total (B) (3)				39.9					346162384
Total Public Shareholding (B)=(B)(1)+ (B)(2)+(B)(3)				53.88					471368616
C	Table IV - Statement showing shareholding pattern of the Non Promoter- Non Public shareholder								
Total (A+B+C2)				100					885809732
Total (A+B+C)				100			202981962	22.59	885809732




[Handwritten signature]


Any Other (specify)			
Searial No.	1	2	
Category	Bodies Corporate	Bodies Corporate	Click here to go back
Name of the Shareholders (I)	FIRSTINDIA INFRASTRUCTURE PRIVATE LTD	METALLURGICAL ENGINEERING AND EQUIPMENTS LTD	
PAN (II)	AABCU0756F	AAACS8041G	Total
No. of the Shareholders (I)	1	1	2
No. of fully paid up equity shares held (IV)	288073478	126367638	414441116
No. Of Partly paid-up equity shares held (V)			
No. Of shares underlying Depository Receipts (VI)			
Total nos. shares held (VII) = (IV)+ (V)+ (VI)	288073478	126367638	414441116
Shareholding as a % of total no. of shares (calculated as per SCRR, 1957) (VIII) As a % of (A+B+C2)	32.05	14.06	46.12
Number of Voting Rights held in each class of securities (IX)			
Class eg: X	288073478	126367638	414441116
Class eg: y			
Total	288073478	126367638	414441116
Total as a % of Total Voting rights	32.05	14.06	46.12
No. Of Shares Underlying Outstanding convertible securities (X)			
No. of Shares Underlying Outstanding Warrants (Xi)			
No. Of Shares Underlying Outstanding convertible securities and No. Of Warrants (Xi) (a)			
Shareholding , as a % assuming full conversion of convertible securities (as a percentage of diluted share capital) (XI)= (VII) +(X) As a % of (A+B+C2)	32.05	14.06	46.12
Number of Locked in shares (XII)			
No. (a)			
As a % of total Shares held (b)			
Number of Shares pledged or otherwise encumbered (XIII)			
No. (a)	105509254	97472708	202981962
As a % of total Shares held (b)	36.63	77.13	48.98
Number of equity shares held in dematerialized form (XIV)	288073478	126367638	414441116
Reason for not providing PAN			
Reason for not providing PAN			
Shareholder type	Promoter	Promoter	



Financial Institutions/ Banks			
Searial No.	1	2	
Name of the Shareholders (I)	STATE BANK OF INDIA	IDBI BANK LTD.	Click here to go back
PAN (II)	AAACS8577K	AABC18842G	Total
No. of fully paid up equity shares held (IV)	32357843	89861770	122219613
No. Of Partly paid-up equity shares held (V)			
No. Of shares underlying Depository Receipts (VI)			
Total nos. shares held (VII) = (IV)+ (V)+ (VI)	32357843	89861770	122219613
Shareholding as a % of total no. of shares (calculated as per SCRR, 1957) (VIII) As a % of (A+B+C2)	3.6	10	13.6
Number of Voting Rights held in each class of securities (IX)			
Class eg: X	32357843	89861770	122219613
Class eg:y			
Total	32357843	89861770	122219613
Total as a % of Total Voting rights	3.6	10	13.6
No. Of Shares Underlying Outstanding convertible securities (X)			
No. of Shares Underlying Outstanding Warrants (Xi)			
No. Of Shares Underlying Outstanding convertible securities and No. Of Warrants (Xi) (a)			
Shareholding , as a % assuming full conversion of convertible securities (as a percentage of diluted share capital) (XI)= (VII) +(X) As a % of (A+B+C2)	3.6	10	13.6
Number of Locked in shares (XII)			
No. (a)			
As a % of total Shares held (b)			
Number of equity shares held in dematerialized form (XIV)	32357843	89861770	122219613
Reason for not providing PAN			
Reason for not providing PAN			



Any Other (specify)							
Serial No.	1	2	3	4	5	6	7
Category	Bodies Corporate	Bodies Corporate	Bodies Corporate	Bodies Corporate	Clearing Members	Non-Resident Indian (NRI)	Overseas Corporate Bodies
Category / More than 1 percentage	Category	More than 1 percentage of shareholding	More than 1 percentage of shareholding	More than 1 percentage of shareholding	Category	Category	Category
Name of the Shareholders (I)		TRIUMPH TRADE AND PROPERTIES DEVELOPERS PVT. LTD.	SHREE GLOBAL TRADEFIN LIMITED	RAGINI TRADING & INVESTMENTS LTD			
PAN (II)		AAACT7611H	AAACB2975J	AAACR1851P			
No. of the Shareholders (I)	717	1	1	1	120	3744	1
No. of fully paid up equity shares held (IV)	172616352	25435376	128081806	9686386	5164856	11064313	48295072
No. Of Partly paid-up equity shares held (V)							
No. Of shares underlying Depository Receipts (VI)							
Total nos. shares held (VII) = (IV)+ (V)+ (VI)	172616352	25435376	128081806	9686386	5164856	11064313	48295072
Shareholding as a % of total no. of shares (calculated as per SCRR, 1957) (VIII) As a % of (A+B+C2)	19.21	2.83	14.25	1.08	0.57	1.23	5.37
Number of Voting Rights held in each class of securities (IX)							
Class eg: X	172616352	25435376	128081806	9686386	5164856	11064313	48295072
Class eg: y							
Total	172616352	25435376	128081806	9686386	5164856	11064313	48295072
Total as a % of Total Voting rights	19.21	2.83	14.25	1.08	0.57	1.23	5.37
No. Of Shares Underlying Outstanding convertible securities (X)							
No. of Shares Underlying Outstanding Warrants (Xi)							
No. Of Shares Underlying Outstanding convertible securities and No. Of Warrants (Xi) (a)							
Shareholding , as a % assuming full conversion of convertible securities (as a percentage of diluted share capital) (XI)= (VII) +(X) As a % of (A+B+C2)	19.21	2.83	14.25	1.08	0.57	1.23	5.37
Number of Locked in shares (XII)							
No. (a)							
As a % of total Shares held (b)							
Number of equity shares held in dematerialized form (XIV)	172313245	25435376	128081806	9686386	5164856	10367827	48295072
Reason for not providing PAN							
Reason for not providing PAN							



Any Other (specify)			
Searial No.	8	9	
Category	Overseas Corporate Bodies	Trusts	
Category / More than 1 percentage	More than 1 percentage of shareholding	Category	
Name of the Shareholders (I)	METAL INDUSTRIAIL PTE LTD		Click here to go back
PAN (II)	AABCU5914D		Total
No. of the Shareholders (I)	1	3	4585
No. of fully paid up equity shares held (IV)	48295072	612	237141205
No. Of Partly paid-up equity shares held (V)			
No. Of shares underlying Depository Receipts (VI)			
Total nos. shares held (VII) = (IV)+ (V)+ (VI)	48295072	612	237141205
Shareholding as a % of total no. of shares (calculated as per SCRR, 1957) (VIII) As a % of (A+B+C2)	5.37	0	26.38
Number of Voting Rights held in each class of securities (IX)			
Class eg: X	48295072	612	237141205
Class eg:y			
Total	48295072	612	237141205
Total as a % of Total Voting rights	5.37	0	26.38
No. Of Shares Underlying Outstanding convertible securities (X)			
No. of Shares Underlying Outstanding Warrants (Xi)			
No. Of Shares Underlying Outstanding convertible securities and No. Of Warrants (Xi) (a)			
Shareholding , as a % assuming full conversion of convertible securities (as a percentage of diluted share capital) (XI)= (VII) +(X) As a % of (A+B+C2)	5.37	0	26.38
Number of Locked in shares (XII)			
No. (a)			
As a % of total Shares held (b)			
Number of equity shares held in dematerialized form (XIV)	48295072	340	236141340
Reason for not providing PAN			
Reason for not providing PAN			

M. D. Sai Kumar

