


General information about company	
Scrip code	539992
Name of the company	Lloyds Steels Industries Ltd
Whether company is SME	No
Class of Security	Equity Shares
Type of report	Quarterly
Quarter Ended / Half year ended/Date of Report (For Prelisting / Allotment)	30-09-2016
Date of allotment / extinguishment (in case Capital Restructuring selected) / Listing Date	
Shareholding pattern filed under	Regulation 31 (1) (b)



Sr. No.	Particular	Yes/No
1	Whether the Listed Entity has issued any partly paid up shares?	No
2	Whether the Listed Entity has issued any Convertible Securities ?	No
3	Whether the Listed Entity has issued any Warrants ?	No
4	Whether the Listed Entity has any shares against which depository receipts are issued?	No
5	Whether the Listed Entity has any shares in locked-in?	No
6	Whether any shares held by promoters are pledge or otherwise encumbered?	Yes
7	Whether company has equity shares with differential voting rights?	No



Table I - Summary Statement holding of specified securities											
Category (I)	Category of shareholder (II)	Nos. Of shareholders (III)	No. of fully paid up equity shares held (IV)	No. Of Partly paid-up equity shares held (V)	No. Of shares underlying Depository Receipts (VI)	Total nos. shares held (VII) = (IV)+(V)+(VI)	Shareholding as a % of total no. of shares (calculated as per SCRR, 1957) (VIII) As a % of (A+B+C2)	Number of Voting Rights held in each class of securities (IX)			
								No of Voting (XIV) Rights			Total as a % of (A+B+C)
								Class eg: X	Class eg:y	Total	
(A)	Promoter & Promoter Group	2	414441116			414441116	46.12	414441116		414441116	46.12
(B)	Public	147172	484257266			484257266	53.88	484257266		484257266	53.88
(C)	Non Promoter-Non Public										
(C1)	Shares underlying DRs										
(C2)	Shares held by Employee Trusts										
	Total	147174	898698382			898698382	100	898698382		898698382	100



Table I - Summary Statement holding of specified securities										
Category (I)	Category of shareholder (II)	No. Of Shares Underlying Outstanding convertible securities (X)	No. of Shares Underlying Outstanding Warrants (Xi)	No. Of Shares Underlying Outstanding convertible securities and No. Of Warrants (Xi) (a)	Shareholding , as a % assuming full conversion of convertible securities ( as a percentage of diluted share capital) (XI)= (VII)+(X) As a % of (A+B+C2)	Number of Locked in shares (XII)		Number of Shares pledged or otherwise encumbered (XIII)		Number of equity shares held in dematerialized form (XIV)
						No. (a)	As a % of total Shares held (b)	No. (a)	As a % of total Shares held (b)	
(A)	Promoter & Promoter Group				46.12			202981962	48.98	414441116
(B)	Public				53.88					470983678
(C)	Non Promoter-Non Public									
(C1)	Shares underlying DRs									
(C2)	Shares held by Employee Trusts									
	Total				100			202981962	22.59	885424794



Table II - Statement showing shareholding pattern of the Promoter and Promoter Group											
Sr.	Category & Name of the Shareholders (I)	Nos. Of shareholders (III)	No. of fully paid up equity shares held (IV)	No. Of Partly paid-up equity shares held (V)	No. Of shares underlying Depository Receipts (VI)	Total nos. shares held (VII) = (IV)+(V)+(VI)	Shareholding as a % of total no. of shares (calculated as per SCRR, 1957) (VIII) As a % of (A+B+C2)	Number of Voting Rights held in each class of securities (IX)			
								No of Voting (XIV) Rights			Total as a % of Total Voting rights
								Class eg: X	Class eg: y	Total	
A	Table II - Statement showing shareholding pattern of the Promoter and Promoter Group										
(1)	Indian										
(d)	Any Other (specify)	2	414441116			414441116	46.12	414441116		414441116	46.12
Sub-Total (A)(1)		2	414441116			414441116	46.12	414441116		414441116	46.12
(2)	Foreign										
Total Shareholding of Promoter and Promoter Group (A)= (A)(1)+(A)(2)		2	414441116			414441116	46.12	414441116		414441116	46.12
B	Table III - Statement showing shareholding pattern of the Public shareholder										
(1)	Institutions										
(a)	Mutual Funds	54	397530			397530	0.04	397530		397530	0.04
(f)	Financial Institutions/ Banks	23	140901973			140901973	15.68	140901973		140901973	15.68
(i)	Any Other (specify)	11	40800			40800	0	40800		40800	0
Sub-Total (B)(1)		88	141340303			141340303	15.73	141340303		141340303	15.73
(3)	Non-institutions										
(a(i))	Individuals - i. Individual shareholders holding nominal share capital up to Rs. 2 lakhs.	142317	58941267			58941267	6.56	58941267		58941267	6.56
(a(ii))	Individuals - ii. Individual shareholders holding nominal share capital in excess of Rs. 2 lakhs.	18	6421540			6421540	0.71	6421540		6421540	0.71
(e)	Any Other (specify)	4749	277554156			277554156	30.88	277554156		277554156	30.88
Sub-Total (B)(3)		147084	342916963			342916963	38.16	342916963		342916963	38.16
Total Public Shareholding (B)=(B)(1)+(B)(2)+(B)(3)		147172	484257266			484257266	53.88	484257266		484257266	53.88
C	Table IV - Statement showing shareholding pattern of the Non Promoter- Non Public shareholder										
Total (A+B+C2)		147174	898698382			898698382	100	898698382		898698382	100
Total (A+B+C)		147174	898698382			898698382	100	898698382		898698382	100







Table II - Statement showing shareholding pattern of the Promoter and Promoter Group									
Sr.	No. Of Shares Underlying Outstanding convertible securities (X)	No. of Shares Underlying Outstanding Warrants (Xi)	No. Of Shares Underlying Outstanding convertible securities and No. Of Warrants (Xi) (a)	Shareholding , as a % assuming full conversion of convertible securities ( as a percentage of diluted share capital) (XI)= (VII)+(X) As a % of (A+B+C2)	Number of Locked in shares (XII)		Number of Shares pledged or otherwise encumbered (XIII)		Number of equity shares held in dematerialized form (XIV)
					No. (a)	As a % of total Shares held (b)	No. (a)	As a % of total Shares held (b)	
A	Table II - Statement showing shareholding pattern of the Promoter and Promoter Group								
(1)	Indian								
(d)				46.12			202981962	48.98	414441116
Sub-Total (A) (1)				46.12			202981962	48.98	414441116
(2)	Foreign								
Total Shareholding of Promoter and Promoter Group (A)= (A)(1)+(A)(2)				46.12			202981962	48.98	414441116
B	Table III - Statement showing shareholding pattern of the Public shareholder								
(1)	Institutions								
(a)				0.04					602
(f)				15.68					140897956
(i)				0					0
Sub-Total (B) (1)				15.73					140898558
( 3 )	Non-institutions								
(a(i))				6.56					47123652
(a(ii))				0.71					6421540
(e)				30.88					276539928
Sub-Total (B) (3)				38.16					330085120
Total Public Shareholding (B)=(B)(1)+(B)(2)+(B)(3)				53.88					470983678
C	Table IV - Statement showing shareholding pattern of the Non Promoter- Non Public shareholder								
Total ( A+B+C2 )				100					885424794
Total (A+B+C )				100			202981962	22.59	885424794




Any Other (specify)			
Searial No.	1	2	
Category	Bodies Corporate	Bodies Corporate	Click here to go back
Name of the Shareholders (I)	METALLURGICAL ENGINEERING AND EQUIPMENTS LIMITED	FIRSTINDIA INFRASTRUCTURE PRIVATE LIMITED	
PAN (II)	AAACS8041G	AABCU0756F	Total
No. of the Shareholders (I)	1	1	2
No. of fully paid up equity shares held (IV)	126367638	288073478	414441116
No. Of Partly paid-up equity shares held (V)			
No. Of shares underlying Depository Receipts (VI)			
Total nos. shares held (VII) = (IV)+ (V)+ (VI)	126367638	288073478	414441116
Shareholding as a % of total no. of shares (calculated as per SCRR, 1957) (VIII) As a % of (A+B+C2)	14.06	32.05	46.12
Number of Voting Rights held in each class of securities (IX)			
Class eg: X	126367638	288073478	414441116
Class eg:y			
Total	126367638	288073478	414441116
Total as a % of Total Voting rights	14.06	32.05	46.12
No. Of Shares Underlying Outstanding convertible securities (X)			
No. of Shares Underlying Outstanding Warrants (Xi)			
No. Of Shares Underlying Outstanding convertible securities and No. Of Warrants (Xi) (a)			
Shareholding , as a % assuming full conversion of convertible securities (as a percentage of diluted share capital) (XI)= (VII) +(X) As a % of (A+B+C2)	14.06	32.05	46.12
Number of Locked in shares (XII)			
No. (a)			
As a % of total Shares held (b)			
Number of Shares pledged or otherwise encumbered (XIII)			
No. (a)	97472708	105509254	202981962
As a % of total Shares held (b)	77.13	36.63	48.98
Number of equity shares held in	126367638	288073478	414441116



dematerialized form (XIV)			
Reason for not providing PAN			







Financial Institutions/ Banks			
Serial No.	1	2	
Name of the Shareholders (I)	STATE BANK OF INDIA	IDBI BANK LIMITED	<a href="#">Click here to go back</a>
PAN (II)	AAACS8577K	AABCI8842G	Total
No. of fully paid up equity shares held (IV)	34178025	102000000	136178025
No. Of Partly paid-up equity shares held (V)			
No. Of shares underlying Depository Receipts (VI)			
Total nos. shares held (VII) = (IV)+(V)+(VI)	34178025	102000000	136178025
Shareholding as a % of total no. of shares (calculated as per SCRR, 1957) (VIII) As a % of (A+B+C2)	3.8	11.35	15.15
Number of Voting Rights held in each class of securities (IX)			
Class eg: X	34178025	102000000	136178025
Class eg: y			
Total	34178025	102000000	136178025
Total as a % of Total Voting rights	3.8	11.35	15.15
No. Of Shares Underlying Outstanding convertible securities (X)			
No. of Shares Underlying Outstanding Warrants (Xi)			
No. Of Shares Underlying Outstanding convertible securities and No. Of Warrants (Xi) (a)			
Shareholding , as a % assuming full conversion of convertible securities (as a percentage of diluted share capital) (XI)= (VII) +(X) As a % of (A+B+C2)	3.8	11.35	15.15
Number of Locked in shares (XII)			
No. (a)			
As a % of total Shares held (b)			
Number of equity shares held in dematerialized form (XIV)	34178025	102000000	136178025
Reason for not providing PAN			
Reason for not providing PAN			



Any Other (specify)							
Serial No.	1	2	3	4	5	6	7
Category	Bodies Corporate	Bodies Corporate	Bodies Corporate	Bodies Corporate	Clearing Members	NRI – Repat	Overseas corporate bodies
Category / More than 1 percentage	Category	More than 1 percentage of shareholding	More than 1 percentage of shareholding	More than 1 percentage of shareholding	Category	Category	Category
Name of the Shareholders (I)		Ragini Trading & Investments Ltd	Trump Investments Limited	Shree Global Tradefin Ltd			
PAN (II)		AAACR1851P	AAACT7611H	AAACB2975J			
No. of the Shareholders (I)	855	1	1	1	128	3755	6
No. of fully paid up equity shares held (IV)	181185965	9686386	25435376	128081808	2462648	4983271	88919806
No. Of Partly paid-up equity shares held (V)							
No. Of shares underlying Depository Receipts (VI)							
Total nos. shares held (VII) = (IV)+ (V)+ (VI)	181185965	9686386	25435376	128081808	2462648	4983271	88919806
Shareholding as a % of total no. of shares (calculated as per SCRR, 1957) (VIII) As a % of (A+B+C2)	20.16	1.08	2.83	14.25	0.27	0.55	9.89
Number of Voting Rights held in each class of securities (IX)							
Class eg: X	181185965	9686386	25435376	128081808	2462648	4983271	88919806
Class eg: y							
Total	181185965	9686386	25435376	128081808	2462648	4983271	88919806
Total as a % of Total Voting rights	20.16	1.08	2.83	14.25	0.27	0.55	9.89
No. Of Shares Underlying Outstanding convertible securities (X)							
No. of Shares Underlying Outstanding Warrants (Xi)							
No. Of Shares Underlying Outstanding convertible securities and No. Of Warrants (Xi) (a)							
Shareholding , as a % assuming full conversion of convertible securities (as a percentage of diluted share capital) (XI)= (VII) +(X) As a % of (A+B+C2)	20.16	1.08	2.83	14.25	0.27	0.55	9.89
Number of Locked in shares (XII)							
No. (a)							
As a % of total Shares held (b)							
Number of equity shares held in dematerialized form (XIV)	180881056	9686386	25435376	128081808	2462648	4274224	88919806



Reason for not providing PAN							
Reason for not providing PAN							



Any Other (specify)			
Serial No.	8	9	
Category	Overseas corporate bodies	Trusts	
Category / More than 1 percentage	More than 1 percentage of shareholding	Category	
Name of the Shareholders (I)	UD INDUSTRIAL HOLDING PTE LTD		<a href="#">Click here to go back</a>
PAN (II)	AABCU5914D		Total
No. of the Shareholders (I)	1	5	4749
No. of fully paid up equity shares held (IV)	82425806	2466	277554156
No. Of Partly paid-up equity shares held (V)			
No. Of shares underlying Depository Receipts (VI)			
Total nos. shares held (VII) = (IV)+ (V)+ (VI)	82425806	2466	277554156
Shareholding as a % of total no. of shares (calculated as per SCRR, 1957) (VIII) As a % of (A+B+C2)	9.17	0	30.87
Number of Voting Rights held in each class of securities (IX)			
Class eg: X	82425806	2466	277554156
Class eg: y			
Total	82425806	2466	277554156
Total as a % of Total Voting rights	9.17	0	30.87
No. Of Shares Underlying Outstanding convertible securities (X)			
No. of Shares Underlying Outstanding Warrants (Xi)			
No. Of Shares Underlying Outstanding convertible securities and No. Of Warrants (Xi) (a)			
Shareholding , as a % assuming full conversion of convertible securities (as a percentage of diluted share capital) (XI)= (VII) + (X) As a % of (A+B+C2)	9.17	0	30.87
Number of Locked in shares (XII)			
No. (a)			
As a % of total Shares held (b)			
Number of equity shares held in dematerialized form (XIV)	82425806	2194	276539928
Reason for not providing PAN			
Reason for not providing PAN			







